

*Courze*

---

e - d e s i g n

# SUMMARY

ABOUT US

01

PORTFOLIO

02

YOU SEND ME

03

I WILL SEND TO YOU


04

---

# ABOUT US

Architect in Brazil with years of experience planning and designing residential and commercial buildings, including landscaping and interior design.

Commitment to training and ongoing studies on the impact of the environment on human health. Dedicated to the study of Building Biology and Neuroscience for Architecture.



## HEALTHY DESIGN CONSULTANT

JUN 2018 - PRESENT

Owner Sublime by Healthy Design, Boca Raton, USA

Healthy Building Certificate Professional

## DESIGNER

JAN 2018 - PRESENT

ABC Design, Deerfield Beach, USA

Assists in development of architecture and interior projects, including drawing 3D images.

## ARCHITECT FOUNDING PARTNER

FEB 2015 – DEC 2017

LE BLANC Architecture, Brazil

Developed architectural and interior design projects for residential, retail and investment purposes.

Managed civil construction and architectural projects.

Attended Clients.

Worked in person and remotely.

## ARCHITECT PARTNER

JAN – OCT 2014

EXACTA Architecture, Brazil

Developed architectural and interior design projects for residential, retail and investment purposes.

Managed civil construction and architectural projects.

Attended Clients.

Worked in person and remotely.

## SALESPERSON & DESIGNER

APR – SET 2013

J.B. CASA E CONFORTO, Solutions transforming environments, Brazil.

Salesperson on technology construction materials, efficiency energy products, and home décor.

Recommend appropriate items and drawing 3D images.

Advised on estimates projects.

Supervised the installation products - PVC windows, curtains, home automation systems, furnitures, ect.

Showroom store design concept.



**ROSI ORTEGA MAGAZINE**  
**HOUSE AND CONSTRUCTION EDITION**

DEC 2016

How qualify your property  
by LE BLANC Architecture

Pages 46 to 49.



**ARTHOUSE**

OCT 2014

Interior Design Partner with Marcia Campos.

Project: Kitchen and Service Area



**MOSTRA CASA.COM**

OCT 2013

Interior Design Partner at EXACTA Architecture,

Porch Area

Magazine cover for design edition.

& pages 107, 140, 141, 142

## EDUCATION

**UNYLEYA**, Brazil MBA in Management in Civil Construction – Planning, Estimates and Administration.

Set 2016 – May 2018

**UNICESUMAR**, Brazil

Bachelor's Degree on Architecture & Urban Planning

Feb 2009 – Dec 2013

**SENAI**, Brazil

Designer in Architectural Drawing

June - July 2007

## LICENSES

**ASID** American Society of Interior Design

Licenses Architect at **CAU** – Brazilian Center for Architecture and Urbanism, Paraná's Section

Authorized to work in the United States

## ACCOMPLISHMENT

**QUALIDADE CORPORATIVA** – Smart Workplace – Neuroscience applied to Architecture and Design

July 2019

**HEALTHY BUILDING CERTIFICATE** - Qualified and Certified Professional of Building Healthy Certificate - HBC PRO

Dez 2017

**HARVARDX** – edX

Improving your business through and certified professional

Nov 2017

## SKILLS

**AUTOCAD**

**SKETCHUP**

**V-RAY 3.4**

# PORTFOLIO



[CLICK FOR MORE](#)

# CUSTOMER TESTIMONIALS

“I wasn’t sure about this online process, but at the end I was happily surprised with the result. My studio is functional, it’s a comfortable place to sleep but also to hang out and work. She managed to fit all my clothes and shoes in an organized and beautiful way. And I also have my own painting studio in the balcony. Thank you! Job well done.”

Annelise Cristine  
Studio  
Brickell - Miami  
Jan 2019

“I really enjoyed the real project. I am very excited and confident to execute the project”

Livia Bandeira  
Law Firm  
Rio de Janeiro  
Jan 2020

“I believe that when we talk through videoconferencing, we are able to get through what we were thinking. Thank you for taking care of our requests and always being very attentive”

Camila Rodrigues  
Family room and  
Master bedroom  
Orlando, USA  
Abril 2020





**E - DESIGN**

# YOU SEND ME



01.

## BRIEFING

Understanding histories, priorities and desires

02.



## MEASUREMENTS

Buy only what you need

## PHOTOS



03.

# BRIEFING

If you liked what you saw we can start a project now:

**CLICK HERE**




# MEASUREMENTS

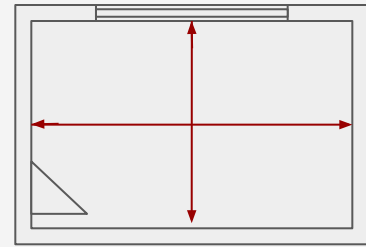
This is an important step, with the help of a measuring tape:

- Environment **length**;
- Width**;
- Height** of the environment;
- Door** (WxH);
- Window** (WxH);
- Distance from** the window to the walls, floor and ceiling;
- Now measure the items that **will remain in the room** (length, width and height) and their distance from the walls - if any.

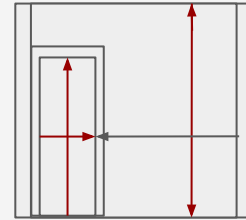
Ready! Now just send me and go to next step.

 (561) 774 1827

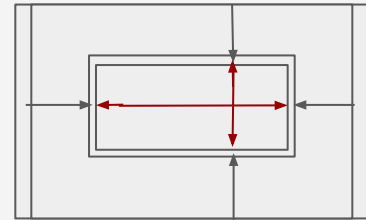
 healthydesign@louisesander



Floor Plan



Elevation



Elevation



Dining table

# PHOTOS

Now let's get to know your room.

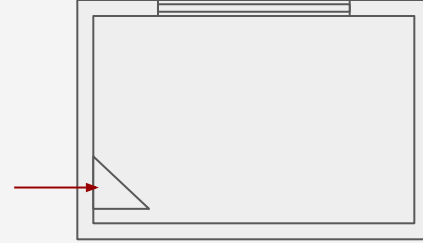
I will need a minimum of **09 photos**:

- ❑ First go to the door, take a step back and aim at the first scene you see when entering the room - this will be **photo 01**.
- ❑ Now lean against the center of the wall on your right and take a picture of the wall in front of you, repeat successively - now we will have **more 04 photos**.
- ❑ I also need the photos in perspective, lean against the corner of two walls and aim for the corner in front of you, now I do the same with the opposite corner - **plus 02 pictures**
- ❑ Finally in that position aim for the entire **floor** and then for the entire **ceiling** of the room.

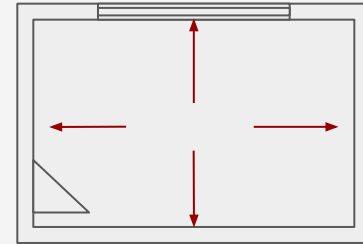
Ready! Now take a picture of items that will remain in the room - if any.

📱 (561) 774 1827

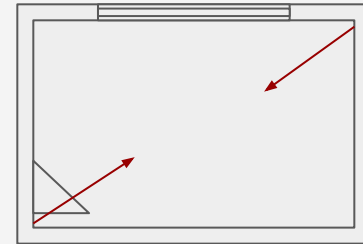
✉ healthydesign@louisesander



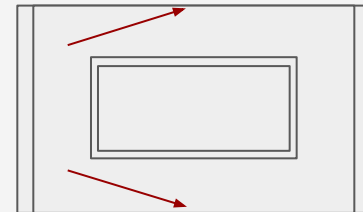
Floor Plan



Floor Plan



Floor Plan



Elevation

# I WILL SEND TO YOU



01.

## CREATING

3D Model

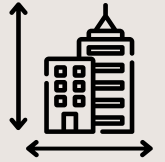
02.



## RENDERS

Create a almost real images

**DETAILS**  
For executive



03.



3D



RENDERING





3D





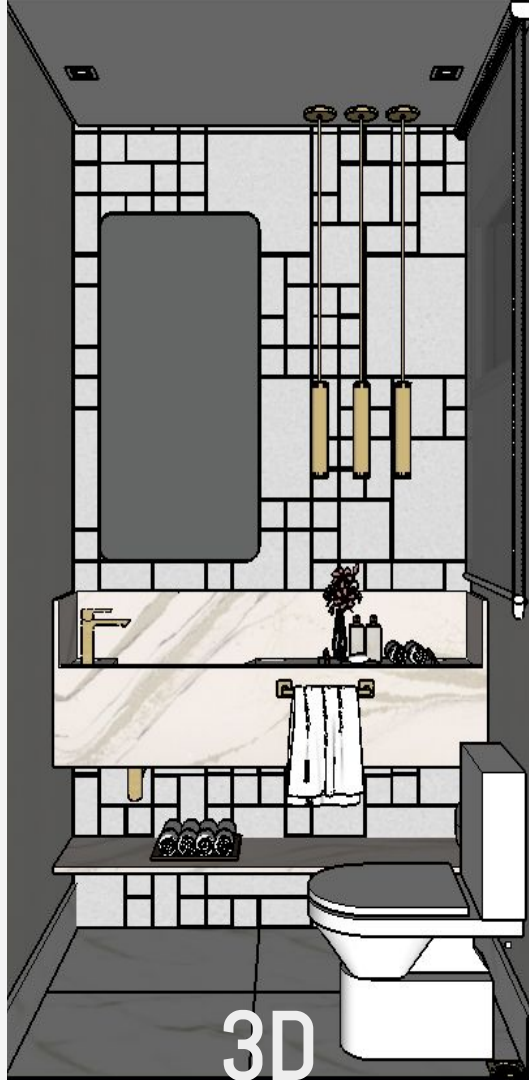
RENDERING



3D



RENDERING





3D



RENDERING

*Co. n. s. r. l.*







*AtLive!*

2 58

3D




Alive!

2 58

RENDERING





3D



RENDERING





3D




RENDERING



3D



RENDERING



3D





RENDERING



3D



RENDERING





RENDERING



3D



RENDERING



3D





RENDERING



3D



RENDERING






RENDERING



3D



RENDERING



3D





RENDERING

THANK  
YOU

✉ [healthydesign@louisesander](mailto:healthydesign@louisesander.com)  
[www.louisehealthydesign.com](http://www.louisehealthydesign.com)

📷 [louise.healthydesign/](https://www.instagram.com/louise.healthydesign/)